



## FLEXYLED SHE6B PW PRO

Domus Line  
design

**Flexible pre-wired LED modules  
to be integrated**

**Materials:**  
flexible LED strip with adhesive

**Covering:**  
high reflectance paint

**Light source:**  
static light LED module

**Number of LEDs:**  
180 LED/metre

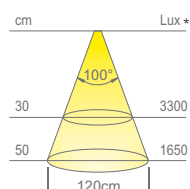

**Application type:**  
universal

**Installation:**  
surface or integrated into the profiles

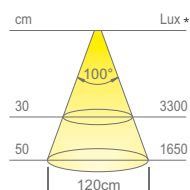

### TECHNICAL DATA

<b>Power</b>	14.4W/m
<b>Power supply</b>	24Vdc
<b>LEDs/metre</b>	180
<b>Divisibility</b>	3.3 cm (6 LED)
<b>Cable</b>	2000 mm
<b>Protection</b>	IP20
<b>Adhesive 3M®</b>	yes

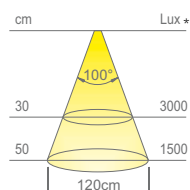

**FLEXYLED SHE6B PW PRO** is an LED strip with **180 LED/m** on a circuit of only **6 mm** wide. It is supplied with a **high adherence 3M®** adhesive base so it can be installed into profiles with a removable diffuser. These modules are designed with **reinforced soldered power supply cable terminals** which ensure good solidity.



<b>Colour appearance</b>	natural white
<b>Colour temperature</b>	4200 Kelvin
<b>Luminous efficiency</b>	85 lm/W
<b>CRI</b>	Ra ≥ 80



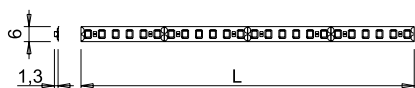
<b>Colour appearance</b>	warm white
<b>Colour temperature</b>	3100 Kelvin
<b>Luminous efficiency</b>	85 lm/W
<b>CRI</b>	Ra ≥ 80



<b>Colour appearance</b>	super warm white
<b>Colour temperature</b>	2700 Kelvin
<b>Luminous efficiency</b>	85 lm/W
<b>CRI</b>	Ra ≥ 80

\* values referring to FLEXYLED SHE6B PW PRO 1000mm

**A** PRODUCT AVAILABLE. VALIDATED TECHNICAL  
AND PHOTOMETRIC DATA.



## FLEXYLED SHE6B PW PRO

modules with 180 LED/metre



Code	Length	Watt & Volt	Light colour	LED
1383001N/SHE	1000mm	14,4W @ 24Vdc	natural white	180
1383001B/SHE	1000mm	14,4W @ 24Vdc	warm white	180
1383001B1/SHE	1000mm	14,4W @ 24Vdc	super warm white	180
1383101N/SHE	2000mm	28,8W @ 24Vdc	natural white	360
1383101B/SHE	2000mm	28,8W @ 24Vdc	warm white	360
1383101B1/SHE	2000mm	28,8W @ 24Vdc	super warm white	360
1383201N/SHE	2500mm	36W @ 24Vdc	natural white	450
1383201B/SHE	2500mm	36W @ 24Vdc	warm white	450
1383201B1/SHE	2500mm	36W @ 24Vdc	super warm white	450
1383301N/SHE	3000mm	43,2W @ 24Vdc	natural white	540
1383301B/SHE	3000mm	43,2W @ 24Vdc	warm white	540
1383301B1/SHE	3000mm	43,2W @ 24Vdc	super warm white	540

CONVERTER NOT INCLUDED. TO BE ORDERED SEPARATELY.



This profile integrates a stripled with OSRAM Opto Semiconductors diodes.



Compatible with the profiles:

DIVA  
GOCCIA  
ICY  
KOBI  
LEDYE  
MICY  
SKYLINE  
SPLITTY  
THEA  
TWIG  
TWIG XO  
TWIG XA

For details see the **Flexyled collection catalogue** also available on [www.domusline.com](http://www.domusline.com)



For LED converters and accessories consult the **Domus Extra catalogue** also available on [www.domusline.com](http://www.domusline.com).



<sup>1</sup> For UL-certified model codes, see the **American standard LED collection catalogue**, also available at [www.domusline.com](http://www.domusline.com).

