


HOLL BH
without cover

Watt	Volt
4,5W	24VDC

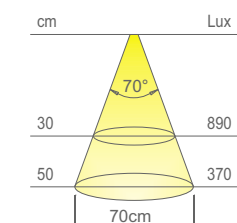
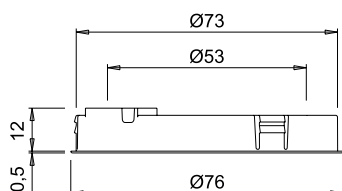


HOLL TH
with cover

Watt	Volt
4,5W	24VDC



HOLL D-Motion integrates a light source that enables the dynamic, gradual selection of the colour temperature of the luminaire. The control systems are supplied separately. The colour temperature of HOLL D-Motion can also be selected from the HOLL TDM D-M switch.



* values referred to HOLL 4000 K

Colour appearance	super warm white	natural white	D-MOTION white
Colour temperature	2700 K	4000 K	2700-4000 K
Luminous flux	360 lm	405 lm	360 lm
Luminous efficiency	80 lm/W	90 lm/W	80 lm/W
CRI	Ra ≥ 80	Ra ≥ 80	Ra ≥ 80

HOLL

recessed LED luminaire

HOLL is a luminaire with perimeter light source integrated in a support installed in a blind groove (HOLL BH) or on a through hole (HOLL TH). The 2000 mm power cord output with Micro24 connector is axial or radial to the installation surface. Available in the painted steel and black touch finishes and in the configuration with D-Motion light source. Power supply not included. To be ordered separately.

Patented.



black touch



steel





HOLL TDM

with touch dimmer master switch

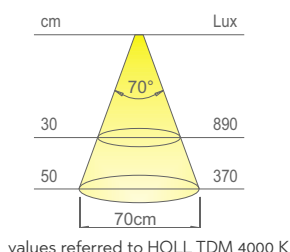
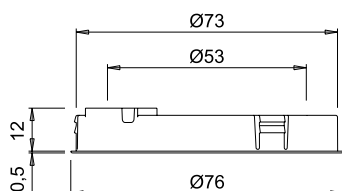
Watt	Volt
4,5W	24VDC



The touch dimmer switch enables the individual luminaire and those connected to the output cable of HOLL TDM to be switched on and off, and the brightness to be adjusted (5-100%).



HOLL TDM D-Motion integrates a light source and switch that enable the selection of the colour temperature (2700 K or 4000 K) of the individual luminaire and those connected to the output cable.



Colour appearance	super warm white	natural white	D-MOTION white
Colour temperature	2700 K	4000 K	2700-4000 K
Luminous flux	360 lm	405 lm	360 lm
Luminous efficiency	80 lm/W	90 lm/W	80 lm/W
CRI	Ra ≥ 80	Ra ≥ 80	Ra ≥ 80

HOLL TDM

recessed LED luminaire with touch dimmer master switch

HOLL TDM is a luminaire with perimeter light source integrated in a support installed in a blind or through hole. Configured with touch dimmer master switch, safe even when it comes into contact with wet hands, used to switch on and off, control the brightness and, in the D-Motion configuration, to select the colour temperature from the two available, of the individual luminaire and those connected to the output cable. Available with painted steel and black touch finishes. Power supply not included. To be ordered separately.

Patented.



black touch



steel